

*Tinker Swiss Cottage Museum
Education Brochure
Middle School &
High School*



Tinker Swiss Cottage Museum



We offer a variety of lesson plans and programs to fit different grade-levels and subject areas. Common core standards are listed on each of the available programs.

Each program consists of an hour-long tour of the Tinker Swiss Cottage and 1-2 activities. Educators may choose which activities would best fit their students' needs.

Welcome Educators!

This packet is designed to inform educators about Tinker Swiss Cottage Museum and its educational programs and tours.

Contact Information

Address:

411 Kent Street
Rockford, IL 61102

Telephone:

815-964-2424

Website:

www.tinkercottage.com

Email:

info@tinkercottage.com

TINKER SWISS COTTAGE MUSEUM EDUCATION PROGRAMS

<u>PROGRAM</u>	<u>GRADE-LEVEL</u>	<u>CC STANDARDS</u>
ARCHAEOLOGY	6th-12th	<i>Page 4-5</i>
BUILDING A DREAM	6th-12th	<i>Page 6-7</i>
GENERAL HISTORY TOUR	ALL AGES	<i>Page 8</i>
PRAIRIE & CREEK STUDY	6th-8th	<i>Page 9</i>
TINKERING WITH ART	6th-8th	<i>Page 10</i>
FREQUENTLY ASKED QUESTIONS		<i>Page 11</i>

ARCHAEOLOGY PROGRAM MIDDLE SCHOOL (6TH-8TH)

DESCRIPTION

Explore the past and think like an archaeologist! Students will learn how to preserve and describe historical objects, including identifying photographs, and try their hand at archaeology through “excavating” cookies.



CC STANDARDS

SS.H.3.6-8.LC
SS.H.3.6-8.MdC
SS.IS.4.6-8.LC
SS.IS.4.6-8.MdC
SS.IS.5.6-8.MdC

ACTIVITIES

- Activity #1:
 - Discussion: What is Archaeology?
- Activity #2:
 - Using Photographs to Dig Up the Past
- Activity #3:
 - “Chipping” Away: A Cookie Fossil Excavation


PREP

- **Vocabulary:** archaeology, artifact, observation, primary source
- **Writing/Discussion Questions:**
 - How can we understand the past through artifacts?

ARCHAEOLOGY PROGRAM HIGH SCHOOL (9TH-12TH)

DESCRIPTION

Learn about local archaeology by observing the indigenous conical burial mound and discover ways to interpret the past through examining artifacts from the Tinkers' collection.



CC STANDARDS

SS.G.1.9-12

SS.G.3.9-12

SS.H.1.9-12

SS.H.3.9-12

SS.IS.1.9-12

SS.IS.2.9-12

ACTIVITIES

- Activity #1:
 - Archaeology at Tinker Swiss Cottage
- Activity #2:
 - Using Photographs to Dig up the Past
- Activity #3:
 - Tell an Artifact's Story


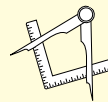
PREP

- **Vocabulary:** archaeology, artifact, conical burial mound
- **Writing/Discussion Questions:**
 - How do we determine appropriate methods to understand historical objects?

BUILDING A DREAM PROGRAM MIDDLE SCHOOL (6TH-8TH)

DESCRIPTION

Learn about 19th century architecture through the Tinker Swiss Cottage. Activities include a scavenger hunt of artifacts and designs inside the Cottage and using the Cottage to inspire drawing their own house!



CC STANDARDS

SS.G.1.6-8.MdC
SS.G.2.6-8.MdC
SS.H.2.6-8.MdC
SS.IS.1.6-8
SS.IS.2.6-8
6-8.G.1
6-8.G.2

ACTIVITIES

- Activity #1:
 - Victorian Architecture
- Activity #2:
 - Architecture Scavenger Hunt
- Activity #3:
 - Create Your Own Blueprint


PREP

- **Vocabulary:** architect, architecture, blueprint, legend, scale
- **Writing/Discussion Questions:**
 - Compare and contrast different architecture styles

BUILDING A DREAM PROGRAM HIGH SCHOOL (9TH-12TH)

DESCRIPTION

Explore the architecture of Tinker Swiss Cottage and discuss about the science, math, history, and art of Victorian architecture.



CC STANDARDS

CC.9-12.N.Q.1
CC.9-12.G.MG.1
SS.H.1.9-12
SS.H.2.9-12
SS.H.5.9-12
SS.IS.1.9-12
SS.IS.4.9-12

ACTIVITIES

- Activity #1:
 - Compare and Contrast 19th Century & Modern Designs
- Activity #2:
 - Architecture Scavenger Hunt
- Activity #3:
 - Create Your Own Blueprint

PREP

- **Writing/Discussion Questions:**
 - Compare and contrast different architecture styles.
 - What is the difference between form vs. function?

GENERAL HISTORY TOUR (ALL AGES) (INCLUDED WITH ALL ACTIVITIES)

DESCRIPTION

Learn about Robert Tinker and the Tinker family through a walkthrough of his home: the Tinker Swiss Cottage.

Students will learn about life in the 19th and early 20th centuries and view artifacts from these eras.

A tour in the Cottage typically lasts around 1-1.5 hours depending on the group size & grade level.

CC STANDARDS

SS.G.1.3-12

SS.G.2.3-12

SS.H.1.3-12

SS.H.2.3-12

SS.H.3.3-12

SS.IS.1.3-12

SS.IS.2.3-12



PREP

- **An Educator's Packet will be sent to all groups before arrival.**
 - Before & After Visit Activities
 - Vocabulary words & Reading Suggestions
- **Writing/Discussion Questions:**
 - What was the Victorian Era?
 - How did people live in the late 1800s/early 1900s?
 - How did the Tinkers effect Rockford history?
 - Compare and contrast Victorian life to modern life.

PRAIRIE & CREEK STUDY MIDDLE SCHOOL (6TH-8TH)

DESCRIPTION

Observe the Tinker flower and prairie gardens and learn about local ecosystems. Activities include identifying and sketching local plant species and learning ways to preserve our environment.



CC STANDARDS

SS.IS.1.6-8
SS.IS.2.6-8
SS.G.2.6-8.LC
MS.LS2.1
MS.ESS2.C
MS.ESS3.A
MS.ESS3.C

ACTIVITIES

- Activity #1:
 - Preserving our Prairies
- Activity #2:
 - Prairie Sketches
- Activity #3:
 - Creek Clean-Up

PREP

- **Vocabulary:** environment, prairie, preservation
- **Writing/Discussion Questions:**
 - Identify cycles within an ecosystem.
 - Why is it important to preserve our environments?

TINKERING WITH ART PROGRAM

MIDDLE SCHOOL (6TH-8TH)

DESCRIPTION

Become an artist like Robert Tinker! Activities include learning and identifying Victorian artwork and trying their hand at sketching the Cottage.



CC STANDARDS

SS.IS.1.6-8
SS.H.1.6-8.MdC
SS.H.2.6-8.MdC
VA.Cr2.3.6-8
VA.Re7.2.6-8
VA.Cn11.1.6-8

ACTIVITIES

- Activity #1:
 - Victorian Artwork
- Activity #2:
 - Tinker Artwork Scavenger Hunt
- Activity #3:
 - Cottage Sketches

PREP

- **Vocabulary:** portrait, sketching, Victorian
- **Writing/Discussion Questions:**
 - Compare and contrast Victorian artwork to modern artwork.

FREQUENTLY ASKED QUESTIONS

WHERE CAN WE PARK?

There is a parking lot off of Kent Street or street parking along the entrance off of Winnebago Street. Parking is free of charge. Field Trips begin in the Barn, which is the building closest to Winnebago Street.

DO YOU HAVE A SPOT TO HAVE LUNCH?

Yes, but the museum does not provide food or beverages. We encourage guests to bring water bottles with them. There is an opportunity to have your bagged lunch in the gardens free of charge. If you would like to reserve the indoor lunch room option, it will be an additional \$50 for this set up for the 30 minute lunchroom rental.

HOW MUCH DOES IT COST TO ATTEND?

We strive to keep our field trip opportunities affordable for all guests. A full list of ticket prices can be found on our website. For student groups, one adult is admitted free of charge for every 10 students (1:10).

HOW MANY PEOPLE CAN ATTEND IN ONE GROUP?

The museum can accommodate groups of up to 60 students. Groups over that size will need to book two dates or timeframes to visit.

TSCM IS KNOWN FOR PARANORMAL EVENTS. WILL THIS BE DISCUSSED ON TOUR?

The museum staff and volunteers do not share information with Field Trips about the paranormal aspect of our museum unless specifically requested by educators.